

Silly Sock Activity

Practice /S/ in Initial Position of Words

Directions

1. Get a sock (a long tube sock would work best).
2. Cut out the 12 /S/ pictures on the following page.
3. Put the pictures in the sock.
4. Have your child pull out each picture and say the word with his/her “good S sound”. (Remind your child of the /s/ rule; tongue behind the teeth)
5. If your child can say all the words correctly with his tongue behind his teeth, try the activity with phrases. When your child pulls the picture out of the sock, have him say the word in a phrase (“Salad in the sock” or “Sign in the sock”).



Silly Sock Activity


Practice /S/ in Initial Position of Words



Salad



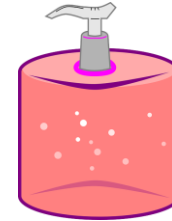
Sign



Scissors



Soccer



Soap



Sailboat



Seal




Soup



Sun



Sad



Saw



Sofa

